

# **AGENDA**

## **GOVERNANCE AND PRIORITIES COMMITTEE MEETING**

TUESDAY, October 11, 2011

7:00 p.m.

1. **CALL TO ORDER**

2. **ADOPTION OF AGENDA**

3. **DELEGATIONS**

- a) Aggie Mitchell - Pinkest Little Town Update
- b) Frank Loseth - Community Tour Follow Up

4. **TOPICS FOR DISCUSSION**

- a) Advertising Policy - Verbal Discussion
- b) Regional Waste Pickup - Presentation
- c) Transparency
- d) Disaster Assistance Program Update
- e) Herbicide Applications

5. **IN CAMERA**

- a) Labour

6. **OUT OF CAMERA**

7. **ADJOURN**

## **Crowsnest/Pincher Creek Landfill Assoc. Regional Waste Pickup**

*Initiated by Councillor Gallant*

### **Recommendation:**


It is recommend that the Crowsnest Pass municipal council send a letter to the Crowsnest/Pincher Creek Landfill Association stating that Council is interested in receiving a proposal on curbside pickup and recycling. The letter should also be CC'ed to the Councils of Pincher Creek, Cowley, and the MD of Pincher Creek so that they know we have confirmed our participation in this process.

### **Background:**

Several Crowsnest Pass councillors attended the Regional Council Meeting in Cowley on September 8<sup>th</sup>, 2011 and we received a presentation by the landfill manager on the opportunity for regional curbside waste and recycling pick up. The concept is that the Crowsnest/Pincher Creek Landfill Association could begin providing waste services throughout the region and offer cost savings to all of the member communities. There are several different options as to how this program could be structured. There are distinct benefits but also challenges that will need to be addressed. More than anything it requires cooperation between the four neighboring municipalities.

At this time the Landfill Board is asking the councils that make up the Association to inform them if there in an interest in receiving a proposal on the regional waste pickup program. It is important to reiterate that this is not a commitment to actually take part in a new program; the Landfill Board simply requires confirmation as to whether or not the regional councils will entertain a proposal. Should the regional councils not be interested, the Landfill Board will discontinue work on this concept. If the regional partners are interested in learning more, the Landfill Association will create a cost and service model for council's review.

The presentation we received on this subject will be available to council at the meeting.



**REGIONAL WASTE DISPOSAL  
AND RECYCLING**

CROWSNEST/PINCHER CREEK LANDFILL ASSOCIATION

# PRESENTATION CONTENT

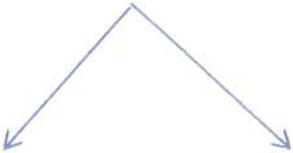
- Organizational Chart
- Landfill Employees
- AENV Requirements
- Annual Tonnage
- Regional Waste Group
- Recycling Advantages/ Disadvantages



Board of Directors



Landfill Manager




Administration

Site Foreman



Scale Operator

Equipment Operators



# LANDFILL STAFF

- Landfill Manager
- Office Administrator
- Scale Operator
- 4 Full time Operators
- 1 Part time stall for Recycling area
- Casual Labor as required



# ALBERTA ENVIRONMENT REQUIREMENTS

- Class II approved Landfill site.
- Capable of accepting MSW and Industrial waste
- Landfill Gas and Groundwater monitoring required annually
- Staff training and certification
- Waste placement and containment guidelines.
- Extensive documentation and reporting



# ANNUAL TONNAGES FOR 2010



# REGIONAL WASTE GROUP

- Amalgamation of waste collection services into one Waste Authority for the area
- Amalgamation of Recycling centers into one and reduce waste stream into Landfill.
- Curbside waste pick up and Recycling services for all communities.
- Country Residential waste handling facilities and transfer stations.
- Maximization of collection equipment and facilities.
- Reduced equipment and manpower direct costs to all shareholders.
- Reduction in Waste collection costs through increased usage of equipment and facilities.



# 3<sup>RD</sup> PARTY WASTE COLLECTION

## Advantages

- Specific term pricing
- No internal equipment purchase and maintenance
- Minimal supervision requirements

## Disadvantage

- Fixed pricing with annual increases
- Resistant to change
- Recycling not an option
- Cost/Revenue sharing not an option.




# WASTE GROUP COLLECTION

## Advantages

- Reduction in labor and Admin costs
- Reduction in Capital expenditures
- Fixed disposal pricing for budget purposes.
- Ability to directly reduce costs

## Disadvantages

- Public perception of job losses in the public /private sector.
- Potential for business operator closings
- Loss of ( DIRECT CONTROL OVER OPERATIONS)



# RECYCLING

## Current Model

- 2 Private operations handling approx 30% of recyclables.
- No active curbside recycling in any community
- Low to moderate resident participation
- Subsidizing private enterprise with tax dollars
- No revenue/cost sharing agreements



# REGIONAL WASTE GROUP

## Waste Group Model

- 1 center with sorting and handling capacity of approx 75% recyclables
- Curbside / Transfer station collection
- Increased participation through public awareness and ease of collection.
- No public funds subsidy.
- Revenue/cost sharing agreement managed by Regional Waste Board of Directors.
- Increased recycling reduces Landfill tonnage and increases cell life span.
- Local employment opportunities increase.
- Ability to work with non profit service clubs to provide fund raising programs.



# CNPC LANDFILL CURRENT CAPACITIES

- Handling in excess of 30,000 metric tonnes of MSW annually
- Capable of handling in excess of 25,000 metric tonnes of Industrial waste annually.
- Handling in excess of 400 metric tonnes of scrap metal annually with an average price per tonne of \$50.00
- Paint and Household Hazardous material handled annually in excess of 2 metric tonne.
- Electronics recycled annually 10 metric tonnes.

This facility with a few upgrades can reduce the annual Landfill tonnages and increase the recycling by 15%.



# CURRENT/FUTURE CAPACITY

## Current

Newer well maintained Landfill operations equipment

Operate a fully equipped roll off truck and bins.

Specialized Leachate handling tank for roll off truck.

Specialized flat deck for smaller equipment hauling.


## Future

Ability to handle Sewage plant dry waste.

Construction and demolition waste hauling.

Municipal building /yard waste handling with bins and containers.

Increased recycling services.



# DISCUSSION ITEMS

- Potential for reducing waste disposal costs by 30% for all communities.
- Government funding opportunities for collaborative programs between Municipalities and Towns.
- Reduction of waste for all our communities.
- Could this be the first of many joint programs for the betterment of our area.
- Do we want to move forward on this program
- What do you see as the next step.



**THE CROWNSNEST/PINCHER CREEK LANDFILL ASSOCIATION**  
**2010 TONNAGE SUMMARY (In Tonnes)**

	Jan	Feb	March	April	May	June	July	August	Sept	October	Nov	Dec	Year End Total	Diff
<b>MUNICIPAL</b>														
Municipal District of PC #9	205.844	226.958	414.917	394.284	251.47	592.773	291.078	468.694	268.096	279.980	209.245	221.467	3824.806	0.027
Municipality of Crowsnest Pass	221.889	165.954	230.962	255.019	414.167	444.739	323.578	286.781	303.578	285.805	223.348	195.137	3350.957	0.330
Town of Pincher Creek	192.092	145.992	206.635	256.489	342.136	316.640	399.854	725.369	292.533	294.145	196.003	157.994	3525.882	0.197
Village of Cowley	7.065	7.350	10.337	10.653	12.707	11.561	12.195	12.934	10.765	9.897	9.015	6.832	121.311	0.554
<b>Total Municipal</b>	<b>626.890</b>	<b>546.254</b>	<b>862.851</b>	<b>916.445</b>	<b>1020.48</b>	<b>1365.713</b>	<b>1026.705</b>	<b>1493.778</b>	<b>874.972</b>	<b>869.827</b>	<b>637.611</b>	<b>581.43</b>	<b>10822.956</b>	
<b>REGIONAL</b>														
4 Seasons Construction										0.525			0.525	
Alberta Excavation	271.505				15.470	0.820	0.875	0.735					289.405	
ASA Contracting	0.700	0.740					1.515	0.540		0.820			4.315	
Back Country Butchering	3.300	2.300	3.550	1.900	2.300	4.300	4.000	2.500	4.000	7.100	9.800	6.800	51.850	
Belfor Canada Inc.										16.875	12.845	2.080	31.800	
Bin Bandit				1.955			0.775			0.390			3.120	
Border Building Materials										1.955		0.710	2.665	
Boulder Metal Inc.							2.165				2.870		5.035	
Burrows Bldg Corp								14.190	5.080	3.910		3.480	26.660	
Cash Sales	13.965	14.221	39.482	48.483	32.898	56.807	72.267	66.948	83.327	120.775	35.751	19.575	604.499	
Chinook Pipelines Inc.	13.255		9.300	13.555		1.975	5.680		0.980	5.255			50.000	
Colossal Const		16.340			3.305								19.645	
Compton Petroleum									40.215				40.215	
CORNISH, Maynard						2.835	0.000						2.835	
Crowsnest Radiator & Trucking	0.780	3.260											4.040	
CN Rain Gutters				1.475		0.630	0.520	1.365					3.990	
CNP Waste Disposal	130.385	103.747	142.415	135.691	129.815	145.930	182.795	182.821	174.590	198.005	164.531	167.435	1858.160	
Damberger Trucking				0.685									0.685	
DC Fencing				3.470									3.470	
DJ Equipment Rentals												1.470	3.670	
Delrei Roofing & Exteriors									12.795	15.630	8.880		37.305	
Devon Canada Corp			2.590		3.235	10.566	2.630	5.720	8.605		4.535	317.750	355.631	
Dicks Boiler Ltd.		0.615	1.875				2.235						4.725	
Diggers Bobcat Service Ltd		1.730						4.725					6.455	
Drain Brothers Const.					1.910								1.910	
Durable Roofing Ltd										4.730	7.015		11.745	
Easy Eaves				4.765						3.550			8.315	
Erickson & Sons Const.	2.650		0.710	1.375			1.210	0.180	2.015	4.065	3.510		15.715	
Fitzpatrick Landscaping				2.675									2.675	
Gero Construction	0.995	1.040	1.470		7.940	2.135	3.185	1.100	5.165		48.000	1.640	72.670	
Glacier Mechanical				0.220						1.775			1.995	
Grumpy's Landscaping				1.135	5.105		1.500		3.910			4.655	16.305	
Halton/Plante Construction	1.405	2.220	2.545	5.000	2.285	8.050	3.930	4.090	5.935	3.685	2.155	0.930	42.230	
Howard Brown Const									16.325	27.785	16.160		60.270	
Hurricane Plumbing	2.480		1.250	1.045									4.775	
Iona Contractors Ltd.								20.230	120.645	2.785			143.660	
Interproject Systems Inc.									39.810				39.810	
J D Construction			1.040	2.275	1.765	2.355	0.970	5.015	7.870	0.570		1.260	23.120	
K. Larson Trucking Ltd.		134.855											134.855	
Kluane Construction												5.310	5.310	
Livingstone Rng School Div		2.350	3.026	0.965	1.306	0.730	2.585	6.921	5.570	1.060	2.170	0.130	26.813	
MATE, Joe/Jim						0.625					0.620		1.245	
Mayer Construction		2.180	0.750	1.435	5.230	1.900	2.580	6.735	2.225	2.705			25.740	
Midfield Supply							0.770						0.770	
Muir Construction						2.410	1.005		1.370				4.785	
Norse Construction						3.005	0.510			2.240	0.525		6.280	
OK Tire						0.570							0.570	
Pederson Transport Ltd											1.690		1.690	
Pincher Creek Co-Op Assoc		2.385	2.250		2.295	1.600	1.920	1.400		1.365	1.071	0.680	14.966	
Pincher Creek Collision									1.070			0.760	1.830	
Pincher Creek Equities Ltd		0.540			0.795			0.655					1.990	
Pincher Creek Ford Ltd.									1.200	1.575			2.775	
Pincher Creek Meat Processors	13.055	14.355	13.700	14.680	18.115	17.370	12.740	15.110	12.060	11.565	13.725	13.580	170.055	
Quanso				1.210									1.210	
RE-JO Landworks				0.065					0.470				0.535	
Rite Line Electric											0.910		0.910	
Rocky Mountain Mechanical						0.775							0.775	
Shell Field Office	0.700	0.550	0.600	0.500	0.400	0.600	0.200	3.075	1.510	0.500	1.065	3.110	12.810	
Shell Canada Ltd.	7.120	3.580	8.130	9.460	11.575	15.525	12.350	6.950	7.670	18.965	6.000	15.230	122.555	
Small Holdings Ltd.							4.260						4.260	
Sorge Trucking					6.420					18.075			24.495	
South West Waste Management										0.550	14.670	3.870	19.090	
Southeast Disposal Ltd.										5.475	5.345		10.820	
Sure Glass Ltd.		1.805	3.607		2.205	1.530	1.535			1.145	1.130	2.430	15.387	
T&T Disposal Services	5.190	15.785	37.555	1.565		1.360							61.455	
Tiegen Contractors Inc.	1.955	3.710		4.695		1.410	0.590	1.365	0.935		0.755		15.415	
Twin Butte Energy Ltd.										0.930	1.085		2.015	
Vestas										1.275			1.275	
Volker Stevin				0.540									0.540	
WTL Enterprises Ltd.									2.765	15.420	9.080	19.560	46.825	
Westcastle Motors Ltd	0.555		0.525					0.660		0.600	0.575		2.915	
<b>Total Regional</b>	<b>469.995</b>	<b>328.308</b>	<b>276.370</b>	<b>260.819</b>	<b>254.369</b>	<b>285.813</b>	<b>327.297</b>	<b>353.030</b>	<b>568.112</b>	<b>503.630</b>	<b>378.668</b>	<b>592.445</b>	<b>4598.856</b>	<b>4598.856</b>

<b>SPECIAL RATE MATERIALS</b>													
E Construction - used asphalt						95 945							95 945
Fitzpatrick Landscaping					11 425								11 425
GLBY Paving					3 530								3 530
Town of PC - asphalt/cement							12 160				3 075		15 235
<b>Total Special Rate</b>					<b>14 955</b>	<b>95 945</b>	<b>12 160</b>	<b>0 000</b>	<b>0 000</b>	<b>0 000</b>	<b>3 075</b>	<b>0 000</b>	<b>126 135</b>
<b>NON REGIONAL</b>													
Cash Sales	0 310	3 615	5 915	2 574	0 610	13 655	18 300	6 116	4 425	5 005	1 514	1 040	63 079
Bayshore Inn							0 806	1 210					2 016
Bin Bandit							0 365					0 310	0 675
Bruce's Excavating							1 840						1 840
Chinook Pipelines Inc				0 165									0 165
CNP Waste Disposal	19 265	19 896	36 727	38 407	29 156	16 010	19 961	5 540	17 631	18 055	18 230	8 496	247 374
Comm Dev - Parks & Rec Beauv					0 920					1 225	0 981		3 126
Compton @ \$30								27 580					27 580
Compton Petroleum										24 280	0 675		24 955
Devon Canada Corp							3 985				11 740		15 725
Drain Brothers										4 950			4 950
Erickson & Sons Ltd.							1 590						1 590
Fish & Wildlife, Blairmore				0 090	0 085					0 245			0 420
Fish & Wildlife, PC	0 090	0 120		0 135	0 660	0 085							1 090
Gero Construction		2 145	5 840	2 945	2 555	2 455							15 940
MD of Ranchland #66								0 225		0 236			0 461
Pat Dwyer Construction Inc		57 585											57 585
Piikani Public Works			0 865										0 865
Rocky Mountain Camping					5 450	6 055	16 830	15 795	5 070	1 645	0 275		51 120
Scouts Canada					1 845	1 520	2 550	3 215	4 305	0 810		0 840	15 085
Shell Field Office	2 545										2 065		4 610
Simall Holdings Ltd.	0 335					2 880	5 125	4 135	2 935	0 725		0 485	16 620
Sure Glass Ltd.							1 020	1 940					2 960
Sus Res Dev - Forestry					0 796	1 940	0 395		1 075				4 206
Twin Butte Log Homes								0 185					0 185
Volker Stevin Contracting Ltd.	3 355	3 880	12 485	10 735	5 856	3 925	5 075	8 491	5 170	5 681	3 550	3 781	71 984
Waterton Park	1 085	0 040		0 426		2 065	2 165	2 596	2 230			0 560	11 167
<b>Total Non Regional</b>	<b>26 985</b>	<b>87 281</b>	<b>61 832</b>	<b>55 477</b>	<b>47 933</b>	<b>50 590</b>	<b>80 232</b>	<b>76 803</b>	<b>42 841</b>	<b>62 857</b>	<b>39 030</b>	<b>15 512</b>	<b>647 373</b>
<b>OUT OF PROVINCE</b>													
Laddie Beranek										0 015			0 015 Cash
Fernie Alpine Resort	11 390	21 065	15 810	7 590						32 945	8 730		97 530
Reg. Dist. Of East Kootney	658 915	690 705	818 795	780 120	947 195	993 535	925 170	992 545	987 305	930 625	857 615	719 085	10301 610
Southeast Disposal Ltd.	69 950	24 885	46 090	103 600	75 700	48 385	81 545	91 375	60 560	97 130	130 770	97 025	927 015
<b>Total Out of Province</b>	<b>740 255</b>	<b>736 655</b>	<b>880 695</b>	<b>891 310</b>	<b>1022 895</b>	<b>1041 920</b>	<b>1006 715</b>	<b>1083 920</b>	<b>1080 825</b>	<b>1036 485</b>	<b>988 385</b>	<b>816 110</b>	<b>11326 170</b>
<b>Sub Total - MSW</b>	<b>1864 125</b>	<b>1698 498</b>	<b>2081 748</b>	<b>2139 006</b>	<b>2441 622</b>	<b>2756 196</b>	<b>2440 949</b>	<b>3007 531</b>	<b>2566 750</b>	<b>2475 874</b>	<b>2043 694</b>	<b>2005 497</b>	<b>27521 490</b>
Paint, HHZ for Disposal	0 170	0 065	0 230	0 165		0 055	0 035	0 415		0 289	0 075	0 700	2 199
Electronics	0 640	0 820	1 085	0 410	3 580	0 380	0 820	0 460	0 430	1 195	0 165	0 315	10 300
Recycled Materials - out	222 135	169 275	7 580	7 575	9 480	25 055	270 136	13 425	5 880	11 615	105 980	136 790	984 926
<b>Total Recyc</b>	<b>222 945</b>	<b>170 160</b>	<b>8 895</b>	<b>8 150</b>	<b>13 060</b>	<b>25 490</b>	<b>270 991</b>	<b>14 300</b>	<b>6 310</b>	<b>13 099</b>	<b>106 220</b>	<b>137 805</b>	<b>997 425</b>
Useage Materials brought in	47 970	39 220	0 585	0 000	392 365	2948 380	3128 215	3838 675	775 290	2013 240	382 855	60 695	13627 490
Weigh Trucks only		18 520	28 220	3 760		87 580		90 215	0 960	34 820	134 225	171 020	569 320
<b>Sub Total - CNPC Landfill</b>	<b>2135 040</b>	<b>1926 398</b>	<b>2119 448</b>	<b>2150 916</b>	<b>2847 047</b>	<b>5817 646</b>	<b>5840 155</b>	<b>6950 721</b>	<b>3349 310</b>	<b>4537 033</b>	<b>2666 994</b>	<b>2375 017</b>	<b>14196 810</b>
<b>CCS Landfill Services</b>	<b>3662 170</b>	<b>868 031</b>	<b>114 175</b>	<b>77 440</b>	<b>1064 960</b>	<b>2158 410</b>	<b>1745 985</b>	<b>813 210</b>	<b>508 380</b>	<b>2470 315</b>	<b>5486 930</b>	<b>747 745</b>	<b>19717 751</b>
CLAY SOLD - Devon (Caig)										528 640	570 34		1098 980
CCS Non Compliant Material													0 000
CNPC Landfill - Leachate out			50 835			94 355	27 100			56 115	8 005		236 410
<b>MONTH TOTAL</b>	<b>5797 210</b>	<b>2794 429</b>	<b>2284 458</b>	<b>2228 356</b>	<b>3912 007</b>	<b>7976 056</b>	<b>7680 495</b>	<b>7791 031</b>	<b>3857 690</b>	<b>7592 103</b>	<b>8732 269</b>	<b>3122 762</b>	<b>63768 866</b>
<b>Aggregate Totals</b>	<b>5797 210</b>	<b>8591 639</b>	<b>10876 097</b>	<b>13104 453</b>	<b>17016 460</b>	<b>24992 516</b>	<b>32673 011</b>	<b>40464 042</b>	<b>44321 732</b>	<b>51913 835</b>	<b>60646 104</b>	<b>63768 866</b>	<b>63768 866</b>
												Scale	63768 866
												Difference	0 000

# WHAT GOES WHERE?

## GARBAGE

These items do not belong in your blue bag or blue bin. (This list does not include all possible garbage materials.)

### Food waste

- table scraps, spoiled food, peelings



### Glass/ceramics

- dishes, cups, ceramic or clay items
- plate glass, mirrors

### Metal

- foil wrap, clothes hangers, loose can lids

### Paper and cardboard

- disposable diapers
- dirty or greasy paper or cardboard
- tissue paper, paper towels
- frozen juice cans, powdered drink containers
- pet food bags
- shredded paper (or take to a Recycling Depot)
- disposable coffee/drink cups

### Plastic

- styrofoam
- chip bags, cellophane, food wrap, dirty plastic, candy wrappers
- bubble wrap, strapping, string
- dishes and cutlery
- toys, wading pools
- toothpaste tubes
- garden hoses

### Yard Waste

- grass, leaves, brush, garden waste

### Other

- shoes, cassettes, cds, records
- floor sweepings, sawdust, vacuum cleaner bags (double bag)
- pet feces/kitty litter (double bag)
- ashes (double bag)



## RECYCLING

Include **ONLY** the items listed here in your blue bag, blue bin or at Recycling Depots.

### Glass\*

- jars (pickle, jam)
- bottles (beverage, ketchup)

### Metal\*

- cans (food, beverage, soup)
- aluminum cans, trays and pie plates
- empty non-hazardous aerosol cans



### Paper and cardboard

- newsprint, flyers, envelopes
- writing and computer paper (not shredded)
- paper egg cartons, paper bags
- magazines and paperback books
- gift wrap (non-metallic)
- phone books
- cardboard boxes (flatten and remove liners)
- milk cartons, juice boxes



### Plastic\*

- household bottles and containers (vinegar, shampoo, detergent, pop/water, milk, yogurt, margarine, windshield washer etc.)
- grocery, retail, bread and dry cleaning bags (stuff into one bag and tie closed)



### Used clothing/fabric

- accepted at select Recycling Depots

\* *Must be empty, clean and dry. Discard caps and lids. Labels are OK.*



## ECO STATION

Take household hazardous waste and large items to an Eco Station. Don't put these items in your blue bag or blue bin, or garbage.

### Small appliances and scrap metal

- anything with a battery or cord (computers, TVs, toasters, etc.)
- BBQs, lawnmowers, tools, etc.

### Automotive

- all fluids (e.g. oil, antifreeze, gas, diesel) and empty containers
- oil filters, tires, car batteries and car parts

### Construction scrap

- lumber, windows, shingles, insulation, drywall, concrete, etc.

### Corrosive/poisonous cleaners

- bleach, drain, toilet and oven cleaners, etc.

### Large bulky items

- mattresses, sofas, fridges, stoves, etc.

### Lawn and garden

- herbicides, pesticides, fertilizer

### Lighting

- fluorescent tubes/ballasts, compact fluorescents, all other bulbs and fixtures

### Loose waste

- soil, gravel, tree roots, stumps, etc.

### Paint/stains

- paint/stain (empty or full cans, including aerosols)
- thinners, turpentine, varnishes, paint remover


### Other

- aerosol cans (partially full)
- batteries (any kind)
- caulking, cement powder
- fire extinguishers, propane bottles or tanks
- syringes (put in a plastic bottle)
- photo chemicals, glues



# GARBAGE

## What to do on your collection day



## When is my waste collected?

Check your collection schedule. If you need a schedule, visit [edmonton.ca/waste](http://edmonton.ca/waste) or call 311.

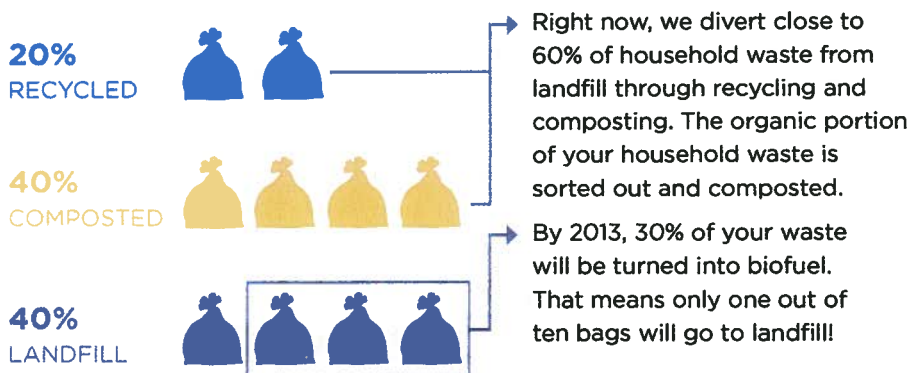
## Winter waste collection

- **Clear snow and ice** to give collectors clear access
- **Place on level ground** as close to the street or alley as possible
- **Don't put waste on top of windrows** and snow piles
- **Place garbage away from down spouts or sump pump runoffs**

## What do I do with... ?

- **Large cardboard boxes**  
Flatten and put under your recycle bags so they don't blow away.
- **Tree branches**  
Cut down to less than 4 ft long and tie in small bundles that weigh less than 20 kg (44 lbs).
- **Grass clippings and leaves**  
Though not required, grass clippings and leaves can go in clear bags. We then use that material in our yard waste composting system.
- **Needles and syringes**  
Put in a puncture-proof container with a screw top lid and take to an Eco Station.
- **Fats, oil and grease**  
Store it, don't pour it! Store used cooking oil in a container no larger than 4 litres. Put the container beside your garbage.
- **Ashes, diapers, kitty litter, pet feces, sawdust, vacuum dust**  
Double-bag.
- **Tree stumps, roots, turf, large furniture and appliances, scrap metal and automotive parts, manure, construction and renovation material**  
Take to an Eco Station or the Edmonton Waste Management Centre (charges may apply).

## Most of your waste doesn't go to landfill



Only a few years ago some said zero waste to landfill was a dream. We're not there yet, but we are leading the way not just for Edmonton, but for the world.

# RECYCLING

## Recycling is easy!

No sorting is required!  
Just follow a few simple steps:

- 1 Make sure you know what to throw**  
Blue bags and apartment blue bins are for specific materials. Check our “What goes where?” page for a list of what to put in your blue bag or blue bin.
- 2 Empty and clean**  
Rinse dirty containers and remove caps and lids. Labels do not need to be removed.
- 3 Flatten**  
Flatten boxes and milk jugs. Remove and discard packing materials and liners.
- 4 Bag your plastic bags**  
Stuff your plastic bags (grocery, retail, bread and drycleaning) into one bag and tie closed.

## Can it be reused?

Why throw it out when it can be reused?  
There are two easy ways to reuse your items year-round:



- 1 Reuse Directory**  
Visit our searchable directory at [edmonton.ca/reusedirectory](http://edmonton.ca/reusedirectory) to find organizations that will accept your unwanted items.

- 2 Reuse Centre**  
Donate or purchase hundreds of reusable household items. See [edmonton.ca/reuse](http://edmonton.ca/reuse) for more information.

## How can you recycle?

**ALL residents and small businesses**

**Recycling Depots**

- Recycling Depots are located throughout the city. Visit us at [edmonton.ca/waste](http://edmonton.ca/waste) or call 311 to find one near you.
- Some sorting is required so read the bins to know what goes where.

**Apartment and condos**

**Blue Bin**

- Look for the blue recycling bin for your complex.
- Put your recyclables directly into the bin. You do not need to use blue bags.
- Flatten boxes to save room.

**Houses, duplexes and fourplexes**

**Blue Bag**

- Put your recyclables in a blue bag and put out with your garbage.
- Use see-through blue bags, available at grocery and hardware stores.
- Keep it light—under 20 kg (44 lbs).
- Flatten boxes and put under your blue bags so they don't blow away.

# ECO STATIONS



## What is an Eco Station?

Not all of your waste can be collected curbside. Eco Stations are convenient drop-off facilities to bring waste for recycling or safe disposal:

- Recyclable materials that don't belong in your blue bag or blue bin like electronics and scrap metal
- Household hazardous waste
- Big bulky items
- Each Eco Station also has a Recycling Depot

## Things to remember about hazardous waste

- **Don't mix stuff together**  
Keep materials in their original containers. Mixing them can cause dangerous chemical reactions.
- **Handle it safely**  
If you don't know what's in a container, label it "unknown" and let the Eco Station staff know you don't know what's inside. Make sure containers don't leak, and secure them in your vehicle so they don't spill.

- **Buy only what you need**  
Most household hazardous products can't be recycled.
- **Don't pour oil or chemicals into drains or storm sewers**  
They can ruin pipes costing time and money.

**Take home free paint!\***  
Usable paint is offered free of charge.

*\*Limit 4 cans per visit, quality not guaranteed*



## Rates

Item	Rate	
<b>Clean recyclables</b> (newspaper, metal cans, etc...)	<b>no charge</b>	
<b>Household hazardous waste</b> (paint, motor oil etc...)	<b>no charge</b>	
<b>Computer monitors and TVs</b> (maximum 20 per load)	<b>no charge</b>	
<b>Electrical appliances and scrap metal</b> (toaster, lawnmower etc...)	<b>no charge</b>	
<b>Tires</b> (maximum 5 per load)	<b>no charge</b>	
<b>Small items</b> (chairs or comparable volume)	<b>\$8</b>	
<b>Large items</b> (sofa, mattress or comparable volume)	<b>\$12</b>	
<b>Items needing CFC removal</b> (a fridge or freezer)	<b>\$12</b>	
<b>Loose waste or mixed loads</b> (brush and tree trimmings, soil/gravel, fencing, lumber, siding, shingles, windows)	Partial half tonne load <b>\$25 / load</b>	
	Level half tonne load <b>\$35 / load</b>	
	Heaping half tonne load <b>\$45 / load</b>	
NOTE: Rates may change January 1. Visit us at <a href="http://edmonton.ca/waste">edmonton.ca/waste</a> or call 311 for our most current rates.		<b>Cube van or trailer: Subject to viewing for comparison to a half tonne load.</b>

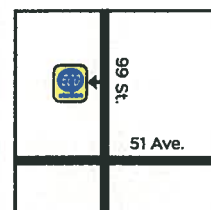
## Locations and Hours

**Summer (Mar 8 to Nov 19, 2011)**

Monday to Saturday - 9 a.m. to 6:30 p.m.  
CLOSED - Sunday and holidays

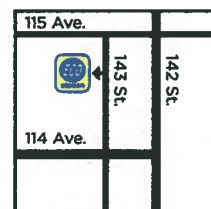
**Winter (Nov 22 to Mar, 2012)**

Tuesday to Saturday - 9 a.m. to 4:30 p.m.  
CLOSED - Sunday, Monday and holidays



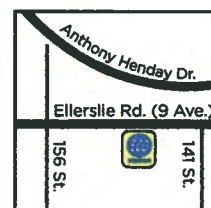
**Strathcona**

5150-99 Street  
(enter from 99 St.)



**Coronation**

11440-143 Street



**Ambleside**

14710 Ellerslie Road



## Blue Bin Recycling

### Know before you throw

[Test your recycling knowledge](#) and you can win \$1000 in gift certificates to Edmonton's [Dine Local](#) restaurants.

### Do you know what can be recycled?

Know before you throw. Check out our [Recycling, Garbage or Eco Station?](#) guide to know what to do with your waste.

### What to know about things that don't go

Recycling the wrong stuff wastes time and money, because it jams machinery, damages equipment and increases the risk of worker injury. Keep these items out of your blue bag or apartment's blue bin:

- Computer cables and extension cords
- Scrap metal
- Small appliances
- Garden hoses

### What is the Blue Bin recycling program?

Apartment and condominium residents can have recycling collection brought right to their door! With a handy Blue Bin recycling dumpster it's easier than ever for multi-family residents to recycle.

### Who is eligible for Blue Bin recycling?

All apartments, condos and townhouses that are not part of the Blue Bag program.

### How does it work?

There is no extra charge for the program. Interested property managers or condo boards can call the Waste Management Services Customer Support Centre at 496-5698 to arrange for the service. When the logistical details are worked out, such as where to put the bin, the blue bin will be placed on site and everyone can start recycling. As buildings sign on, the City will deliver information and promotional materials to residents. Property managers will also receive instructional posters for common areas.

### What can I recycle in the Blue Bin?

**Please don't recycle anything that isn't listed.** Unwanted materials increase costs and can put the

mhtml:file:///C:/Users/Emile Saindon/Desktop/Board/Blue Bin Recycling City of Edmont... 08/09/2011



health of workers at risk.

### **Paper - all types including:**

- Newspaper and inserts, magazines, catalogues
  - White writing and computer paper
  - Christmas cards, non-foil gift wrap
  - Junk mail, paper bags, envelopes, paper egg cartons, paperback and hard cover books (remove hard cover), phone books
- \*Shredded paper is only accepted in the low grade paper bin at the community recycling depots.

### **Cardboard**

- Flattened corrugated cardboard boxes
- Flattened cereal and food boxes (remove and discard liner)
- Juice boxes
- Milk cartons (rinse with cold water and flatten)
- Flattened shoe boxes and brown paper bags

### **Metals (no loose lids, trap inside can or discard)**

- Clean tin cans (soup, juice etc. )
- Aluminum containers (pie plates)
- Aluminum cans (beverages)
- Empty non-hazardous aerosol cans

### **Glass (empty and clean; discard lids, you do not have to remove labels)**

- Jars (e. g. , pickle, jam)
  - Bottles (e. g. , all beverages, ketchup)
- Note: **Jars and bottles only.** No ceramics, plate glass or mirror.

### **Plastics (discard caps and lids; empty and rinse)**

- Household cleaner bottles
- Shampoo and conditioner bottles (including similar personal care products)
- Vinegar bottles
- Plastic bags (all types including bread and dry cleaner bags)
- Pop and beverage bottles
- Milk jugs
- Detergent or fabric softener bottles
- Margarine and yogurt containers
- Ice cream pails (remove metal handle)
- Vitamin bottles
- Windshield washer containers

## **Is sorting required?**

Edmonton's recycling system is very user-friendly. No sorting is required by residents. That is done at the City's Materials Recovery Facility.

**For more information:**

<b>Telephone</b>	In Edmonton: 311
	Outside Edmonton: 780-442-5311
<b>Email</b>	<a href="mailto:wasteman@edmonton.ca">wasteman@edmonton.ca</a>

Copyright © 2011, City of Edmonton.



# Recycling Depots



Open 24/7, community recycling depots are a convenient way to properly dispose of recyclables from your home or small business. Each bin has a label on the front to tell you what type of product should be placed in it. Please read the the labels and follow the instructions.

**NEW** - Depot locations below marked with an asterisk (\*) now accept clothing and textiles from households and small businesses. Clothing and all types of fabric, such as linens, towels and tablecloths are acceptable.

These materials will be used in the paper making process at the [Greys Paper & Glass Recycling facility](#).

## Recycling Depot Locations

<b>South</b>	*Bonnie Doon Shopping Centre	85 Avenue and 85 Street
	Riverbend Square	Rabbit Hill Road, between Riverbend Road and Terwillegar Drive
	*Southgate Shopping Centre	108A Street and 51 Avenue
	* <a href="#">Strathcona Eco Station</a>	99 Street and 51 Avenue - access during working hours
	Strathcona	104 Street and 86 Avenue
	*Mill Woods Recreation Centre	72 Street and 28 Avenue - access from 28 Avenue
	*Mill Woods Town Centre	66 Street and 23 Avenue
	*RONA Home and Garden	104 Street and 42 Avenue
	*South Edmonton Common Superstore	23 Avenue and 98 Street



# Construction and Demolition Materials Recycling



*C&D waste accounts for a quarter of the waste generated in Alberta. Four to seven tonnes alone (six 12-yard bins) is produced from an average house construction.*

Construction and Demolition material is accepted for recycling at the Edmonton Waste Management Centre.

## Acceptable Materials

- **Drywall** - unpainted only
- **Metals** - ferrous and non-ferrous
- **Wood** - unpainted, untreated dimensional lumber; plywood; OSB
- **Brush/Trees**
- **Asphalt shingles** - nails ok; no other materials
- **Concrete** - no reinforcing steel

## Fees

Loads must be **segregated** in order to receive rates listed below.

Mixed loads will be charged \$55/tonne.  
Minimum charge of \$17.

Wood	\$35/tonne
Drywall	\$35/tonne

Asphalt Shingles	\$35/tonne
Concrete	no charge
Metals	no charge
Brush/trees	no charge

**Did you know?**

In 2009, **36,376 tonnes** of unpainted drywall, shingles, wood, woodchips, trees and brush, and aggregate (concrete, bricks, etc) was accepted for recycling at the Edmonton Waste Management Centre.

**For more information:**

<b>Telephone</b>	In Edmonton: 311
	Outside Edmonton: 780-442-5311
<b>Email</b>	<a href="mailto:wasteman@edmonton.ca">wasteman@edmonton.ca</a>

Copyright © 2011, City of Edmonton.



## Municipality of Crowsnest Pass

### Council Agenda Report Incamera

Meeting: Council  
Meeting Date: September 6, 2011  
Originated By: Marion Vanoni, Director of Finance & Systems  
Subject: 2011 Disaster Recovery Assistance Program  
Agenda Item No: C 2011-\_\_\_\_\_

**Administration Recommendation:**

That Council accept this report as information.

**Background:**

This report has been compiled to provide Council with an informational update on the Disaster Recovery Assistance Program application that was submitted to Alberta Emergency Management due to the widespread damage to property and infrastructure caused by flooding throughout the Community during the period of May 26, 2011 to June 23, 2011.

The application was submitted on June 28, 2011 and on September 27, 2011 the Municipality received written confirmation that the Executive Council of Alberta and the Lieutenant Governor have approved the 2011 Southern Alberta Disaster Recovery Program (2011 SWADRP). The letter is attached for Council's reference.

**Discussion:**

**Municipal owned Property Losses**

On October 6, 2011, Administration toured the individual damage claim areas with Ernie Boruk, an Evaluator with the Disaster Recovery Program, to view damage to Municipal owned property. Inspections for residential and non-residential property will be carried out as a separate process following the October 13<sup>th</sup>, 2011 registration that will be open to property owners in the Crowsnest Pass.

Approvals: CAO \_\_\_\_\_

Department Head

**Discussion (continued):**

**Municipal owned Property Losses(continued):**

Areas receiving damage include:

- ✓ Willow Drive (West Coleman)
- ✓ Pineview (North Coleman)
- ✓ McGillivray Road (North West Coleman)
- ✓ Gold Creek Road (leading to Interpretive Centre in Frank)
- ✓ Sartoris Road (South Blairmore)
- ✓ Lands Adjacent to Drum Creek (South Hillcrest) including watermain creek crossing at 6<sup>th</sup> and 8<sup>th</sup> Avenue in Hillcrest
- ✓ Adanac Road (South Hillcrest)
- ✓ Municipal Road through private land to Municipal reservoir located in Southwest Hillcrest
- ✓ Seasonal Recreation Trail Systems south and north of the Crowsnest Pass and Walking Trail System Leitch Collieries

All efforts will be made this Fall to undertake the work required to remediate the issues surrounding the Drum Creek watermain for which the Province will provide full compensation upon completion. The Disaster Recovery Evaluator and the Municipality will be reviewing costs expended to date to provide for reimbursement and upon written request an advancement of up to 50% may be provided to the Municipality for the estimated cost of anticipated remedial repairs.

**Residential and Non-residential Losses**

As noted above, the October 6, 2011 inspection was to address damage to Municipal owned property. Inspections for private property will be carried out as a separate process following the October 13<sup>th</sup> registration that will be open to property owners in the Crowsnest Pass. For Council's reference a copy of the advertisement for the Disaster Recovery Program for residents is attached.

**Alternatives:**

n/a

**Financial Impact:**

With the Disaster Recovery Program approved, Administration will be working closely with Alberta Emergency Management regarding funding for all remedial costs incurred for damage to Municipal owned property. The total claim value will consist of estimated remedial costs that were included with the June 28, 2011 Disaster Application plus the anticipated costs for the remedial work that will, in the most part, take place in the Spring of 2012.

**Attachments:**

- Letter from Alberta Emergency Management Agency
- Advertisement for Disaster Recovery Program Registration Centre

September 12, 2011

RECEIVED

Kevin Robins  
Chief Administrative Officer  
Municipality of Crowsnest Pass  
Box 600  
Blairmore, AB T0K 0E0

SEP 27 2011  
MUNICIPALITY OF  
CROWSNEST PASS

**Re: Municipality of Crowsnest Pass Inclusion into the 2011 Southwestern Alberta Disaster Recovery Program**

Dear Kevin Robins:

As per your request, we would like to thank you for your application for assistance regarding the flooding in your municipality in May 2011. The Alberta Emergency Management Agency in concert with Alberta Environment was able to determine that a rainstorm exceeding the Disaster Recovery Regulation criteria of a 1:50 year event impacted your region between May 25 – 29, 2011. Any uninsurable damage / loss that occurred as a result of that storm system will be eligible to receive Disaster Recovery Assistance.

On September 7, 2011, inclusions into the 2011 Southern Alberta Disaster Recovery Program (2011 SWADRP) were approved by Executive Council of Alberta and the Lieutenant Governor to assist Southwestern Albertans with extraordinary losses and damages caused by flooding. and its residents were approved to be included in the 2011 Southwestern Alberta DRP.

Disaster Recovery Program staff will be in contact with your municipality to assist with delivery of the program. If you require any further information, please feel free call the Program Office toll free at 1-888-671-1111.

Sincerely

Amanda Barros  
Coordinator, Disaster Recovery Programs  
Alberta Emergency Management Agency

cc: Myron Thompson, Director of Operational Services  
Mark Murphy, Southern Region Field Officer

CC. MARIOW ✓  
myron ✓

Government of Alberta  
Alberta Emergency Management Agency



### Disaster Recovery Program Registration Centre

Open to residents within the following geographical boundaries:

#### Crowsnest Pass

Applications for financial assistance through the 2011 Southwest / Southern Alberta Disaster Recovery Programs are now available. The programs assist residents, small businesses, farming operations, and institutions/not-for-profit organizations recover from non-insurable damages caused by overland flooding and groundwater seepage that resulted from heavy rainfall between May 23 – 25, 2011 and June 5 – 8, 2011.

**Applications can be completed in person:**

**Thursday, October 13, 2011**

**ELKS HALL**

**2025 – 129 Street**

**Blairmore, Alberta**

**(9 a.m. to 7 p.m)**

**Please bring these items with you to the registration centre:**

- Government Issued Picture Identification – REQUIRED (of the applicant)
- A letter from your insurance company confirming your losses are uninsurable (if available)
- A list of damaged items (if available)

**If you are unable to attend in person, applications are available from your local municipality or by calling 1-888-671-1111.**